

# AP&T<sup>®</sup>


Shanghai Anping Static Technology Co.,Ltd

## New Upgrade

### High Efficiency Electroshock-proof

#### DC Ion Bar

AP-DB1217



—AP&T—




Widely used in plastic, film, printing industry

Effectively solve the problem caused by static electricity




Static removal




Prevent adhesion of objects



Prevent sticking

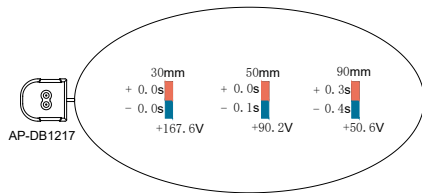


Control ink splashing



Prevent uneven scattering

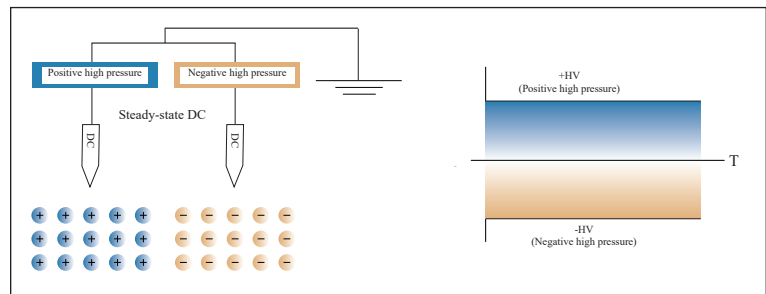
## Discharge effect




Test standard: ANSI/ESD.STM3.1, SJ/T 11446—2013  
Test instrument: Trek157 static tester  
Test voltage:  $\pm 1000V \rightarrow \pm 100V$  attenuation  
Test environment: humidity 50 $\pm$ 5%; temperature 23 $\pm$ 3 $^{\circ}C$

## Working way

The DC method applies two electrode needles with "+" and "-" high voltage to generate two polar ions. High utilization rate of ion generation, the external electromagnetic interference and the pollution degree of the particulate matter in the clean environment is small.



Industry applications : Plastic ,Film , Printing industries.



# Features



No.1

## Electroshock-proof

Protection against electroshock.

No.2

## Standard tungsten alloy needle


Tungsten alloy has a longer service life compared with titanium and silicon materials.



No.3

## CE certification


It can effectively prevent the external electromagnetic interference from affecting the normal operation of the ion bar. This is a static electricity eliminator with high safety and high reliability.




No.4

## Easy to install


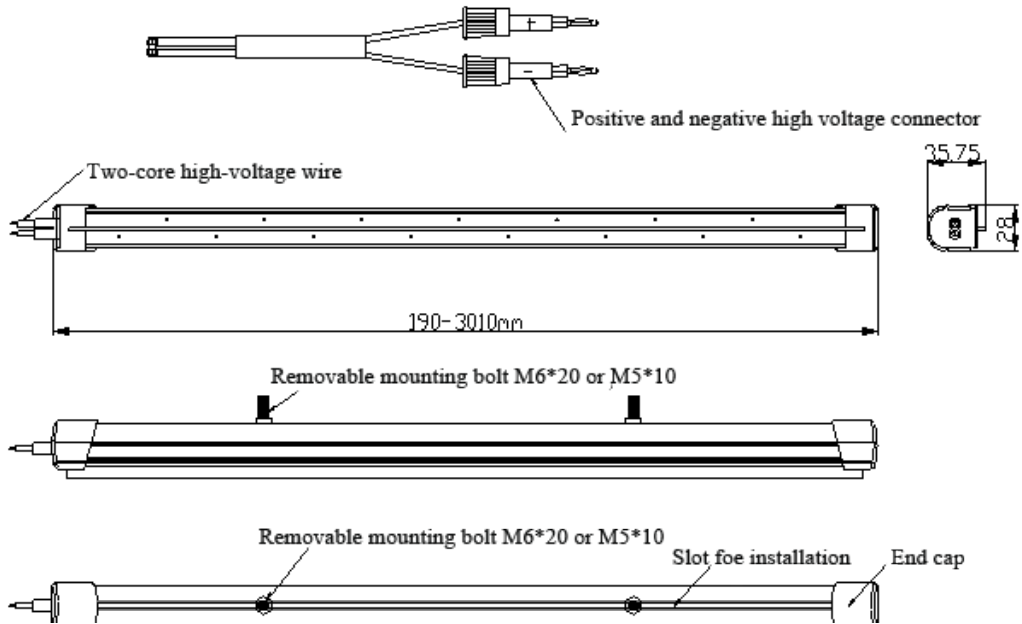
Put the M6\*20 or M5\*10 mounting bolts into the special strip notch on the back of bar body. The mounting bolts are removable and can be easily installed in different environments.



# Details



# Dimension



## Specification

Model	AP-DB1217
Input voltage	AC220V/50Hz or AC110V/60Hz
Working voltage	DC $\pm 6000 \rightarrow \pm 10000$ V
Input Current	$< 400\mu\text{A}$
Power	10W
Ion emission	DC
Emitter electrode	Tungsten alloy
Discharge structure	Resistance coupling
Discharge range	L*H : {190-3010mm}*100mm
Installation distance	30→100mm
Ion balance	$\leq  \pm 30\text{V} $
Discharge speed	$\leq 1\text{S}$
Working temperature	0°C-50°C
Working humidity	$< 70\% \text{RH}$
Dimensions	L*W*H : {190-3010mm}*28*36mm
Bar material	Flame retardant PVC
Bar length	190→3010mm
Packing accessories	M6*20 or M5*10 mounting bolt
Power cord	2.5m
Power supply	AP-DC7201
Warranty	1 Year
Certification	CE

## Installation

### Installation steps

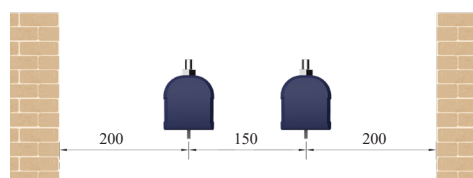

- ① Choose the best position for eliminating electricity and install the bar firmly.
- ② Insert the positive and negative high-voltage plugs of bar body into the matching high-voltage power supply positive and negative high-voltage output seats respectively.
- ③ When the power switch is turned on, positive and negative air ions will be generated at the electrode needle to neutralize the static electricity on the surface of the object.



Supporting power supply  
AP-DC7201

### Installation tips

- ① It should be placed in the working area where static electricity is eliminated. (preferably about 30~100mm from the surface of the static electricity elimination surface). The installation angle should be perpendicular to the surface of the charged body.
- ② The electrode around the ion bar should be at least 5cm away from the metal conductor and metal grounding body. The DC high-voltage power supply must be reliably connected to the equipment grounding wire and the grounding resistance is less than 1 ohm.
- ③ The surface of the ion bar is not allowed to be covered other objects.
- ④ The distance between two ion bars should be more than 15cm and more than 20cm away from obstacles such as walls.



# AP&T®

## Speciality Creates Value

Shanghai Anping Static Technology Co.,Ltd

---

Tel : 021-64517676

Fax : 021-64517673

Postcode : 200233

Website : [www.ap-static.com](http://www.ap-static.com)

Address : 3/F,Building 27,No.69,Guiqing Road,Shanghai,China

